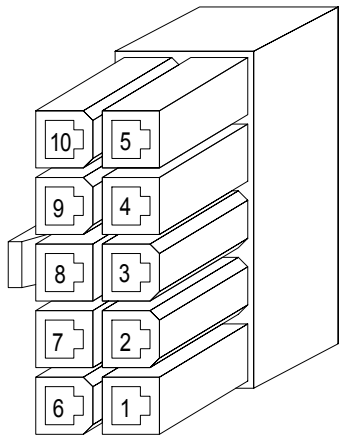


Motor and Limit Wiring

Note:

1st Step! - Extract the female pins from the factory motor connector then use the pinout series below to insert back into the 10 count connector

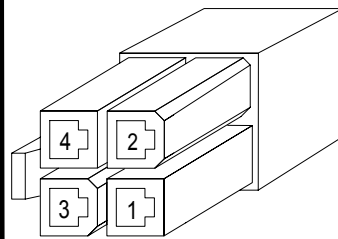
Motor



Molex 39-01-2100

- 1 - Black
- 2 - Brown
- 3 - Yellow
- 4 - Green
- 5 - N/C
- 6 - White
- 7 - Purple
- 8 - Blue
- 9 - Red
- 10 - N/C

Limits

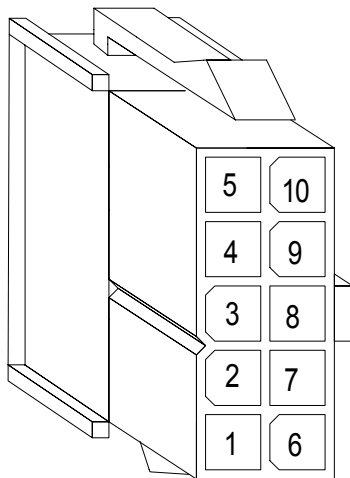


- 1 - Blue (-)
- 2 - Brown (+) Home Limit
- 3 - Blue (-)
- 4 - Brown (+)

Molex 39-01-2040

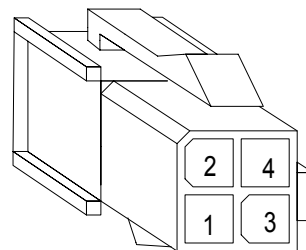
Alpha Xtra Guard Flex Cable 86312CY

(See Servo Amp Cabling and CPU Mother Board Wiring)



Molex 39-01-2101

- 1 - Black
- 2 - Brown
- 3 - Yellow
- 4 - Green
- 5 - N/C
- 6 - White
- 7 - Pink
- 8 - Blue
- 9 - Red
- 10 - N/C



Molex 39-01-2041

- 1 - Purple
- 2 - Grey
- 3 - Orange
- 4 - Tan